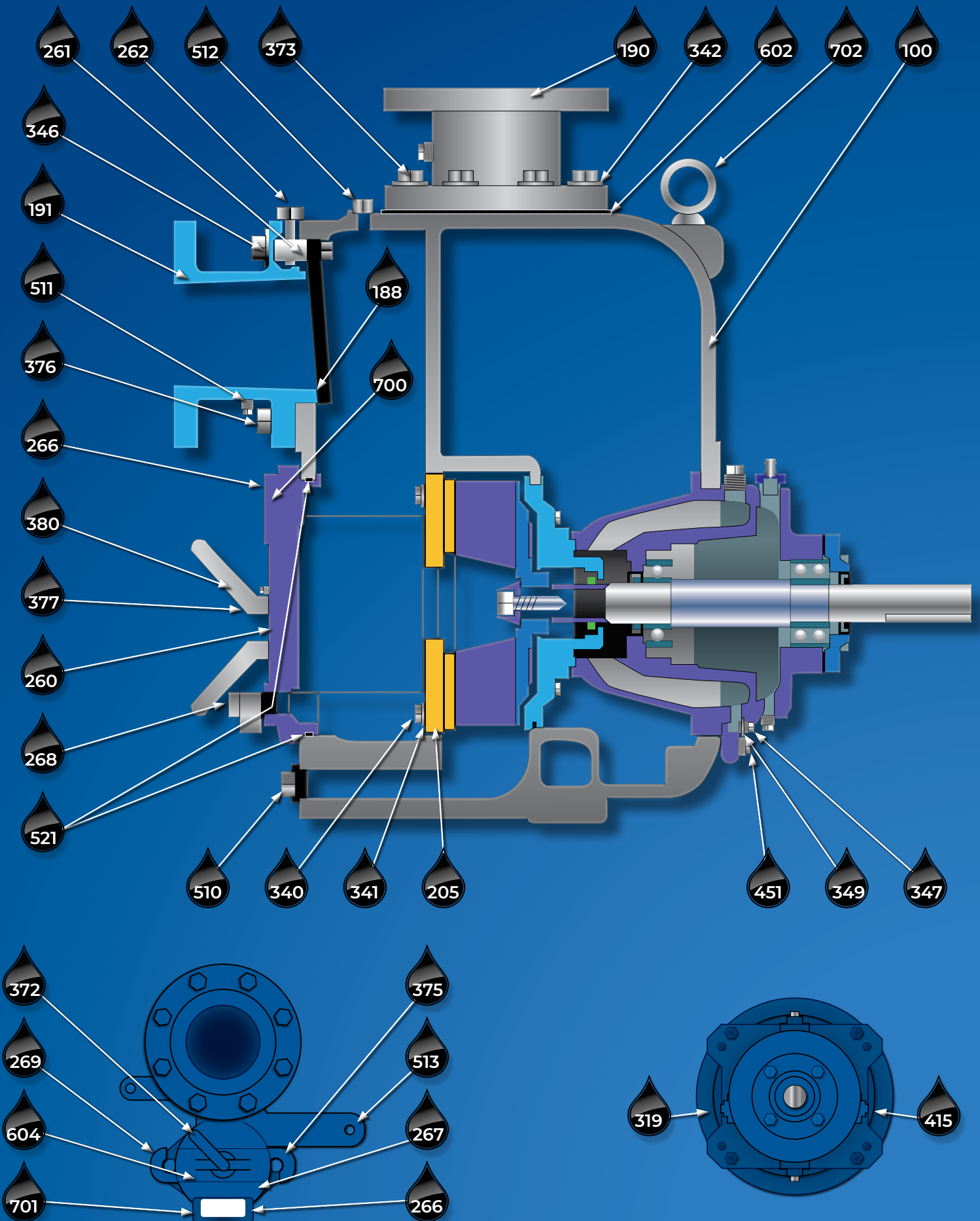


# MOSHERFLO PUMPS

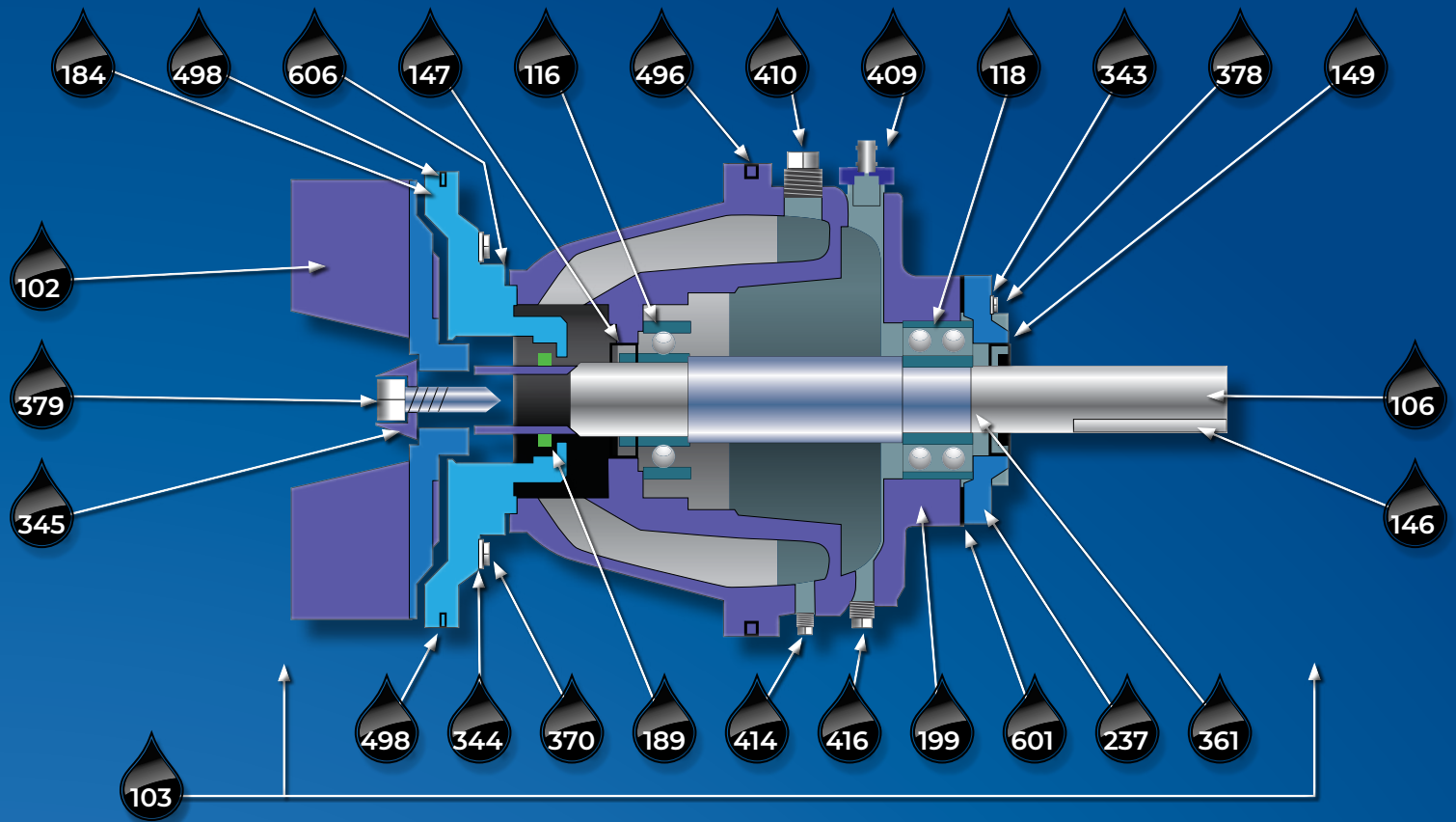
Mosherflo ST/ST-X & SU/SU-X Self-Priming Pumps



# ST/ST-X & SU/SU-X Parts List



# ST/ST-X & SU/SU-X Rotating Assembly



Item	Qty	Description	Item	Qty	Description	Item	Qty	Description
100	1	Casing	319	1	Sight Gauge (Sight Glass)	412	1	O-Ring, Sleeve
102	1	* Impeller	340	2	Nut, Wear-plate	414	1	Plug, Seal Cavity Drain
103	1	* Rotating Assembly	341	2	Lock-Washer, Wear-plate	415	1	Plug
106	1	Shaft	342	4	Lock-Washer, Dish Flange	416	1	Plug, Bearing Hsg Drain
116	1	Bearing, IB	343	4	Lock-washer, OB Cover	450	1	Shim Set, Impeller
118	1	Bearing, OB	344	4	Lock-washer, Hsg To Seal Plate	451	4	Adjusting Screw, Rotating Assembly
126	1	Shaft Sleeve	345	1	Impeller Washer	496	1	* Rotating Assembly O-Ring
146	1	* Coupling Key	346	4	Lock-Washer, Suction Flange	498	1	* Seal Plate O-Ring
147	1	* Lip Seal, IB (Oil Seal)	347	4	Bolt, Hsg To Case	510	1	Plug, Casing Drain
149	1	* Lip Seal, OB (Oil Seal)	349	4	Lock-Washer, Hsg to Case	511	1	Plug, Suction Flange
184	1	Seal Plate	361	1	Retaining Ring, OB	512	1	Plug
188	1	* Suction Flange Gasket	370	4	Bolt- Hsg To Seal Plate	513	1	Plug
189	1	* Mechanical Seal Assembly	372	1	Clamp Bar Screw	521	1	* Back Cover O-Ring
190	1	Discharge Flg-Std Flanged	373	4	Bolt, Dish Flange	601	1	* Bearing Gasket Cap
191	1	Suction Flg-Std Flanged	374	4	Drive Screw, Warning Plate	602	1	* Discharge Flange Gasket
192	1	Discharge Flg-Option Threaded	375	2	Fill Cover Palte Bolt (Priming Cover Bolt)	603	1	Fill Cover Gasket
193	1	Suction Flg-Option Threaded	376	4	Bolt, Suction Flange	604	1	Cover, Priming With Warning Plate
199	1	Bearing Housing CI	377	2	Hand Nut, Back Cover	606	1	* Seal Plate Gasket
205	1	Wear Plate Assembly	378	4	Bolt, OB Cover To Hsg	700	1	Warning Plate, Back Cover
237	1	Bearing Cap	379	1	Impeller Capscrew	701	1	Warning Plate, Priming Cover
260	1	Back Cover Plate Assembly	380	1	Cover Plate Handle	702	1	Lifting Eye
261	1	* Check Valve Assembly	381	2	Cover Plate Bolt			
262	1	Check Valve Pin	382	2	Back Cover Handle Lockwasher			
266	1	Drive Screw - Warning Plate Fill	407	1	Bushing Reduced - Vent (refer to 409)			
267	1	Fill Cover Plate	408	1	Air Vent (refer to 409)			
268	1	Pressure Relief Valve Bronze	409	1	ST AIR VENT (ST2-12) ALUMINUM			
269	1	Clamp Bar, Priming Cover	410	1	Vented Plug			

\* INDICATES PARTS RECOMMENDED FOR STOCK

All Mosherflo ST/ST-X and SU/SU-X Series are replacement parts for the Gorman-Rupp Models T®,U®, and Super T® Series. All pumps are hydrostatically pressure tested prior to shipment. All OEM names, numbers, descriptions, or likenesses are used for reference purposes only. It is not advertised that any part herein is a product of this OEM manufacturer. (U series®, T series®, and Super T® Series, are all registered trademarks of Gorman-Rupp and are not associated with R.B. Mosher Company or its products)

## ST3 and ST-X3

### Parts interchangeability:

- Impeller
- Seal assembly
- OB Bearing
- IB Bearing
- Seal Plate
- Wear plate Assembly

### Other Info:

- RA's interchange
- Cover-plate Assemblies do not interchange– T has two (2) hand lever point attachment, exterior adjustments , O-rings and inlet nozzle.
- T series has a different Casing
- Exterior dimensions are equivalent
- ST-X3 utilizes the external shimless cover-plate adjustment and 2) 1/16” thick spacers on rotating assembly side.
- Hydraulics are the same.

## ST4 and ST-X4

### Parts interchangeability:

- Impeller
- Seal assembly
- Seal Plate
- Wear plate Assembly

### Other Info:

- RA's interchange
- Cover-plate Assemblies do not interchange– T has two (2) hand lever point attachment, exterior adjustments , O-rings and inlet nozzle.
- T series has a different Casing
- Exterior dimensions are equivalent
- ST-X4 requires different OB and IB Bearings
- ST-X4 utilizes the external cover-plate adjustment and 2) 1/16” thick spacers on rotating assembly side
- Hydraulics are the same.

## ST6 and ST-X6

### Parts interchangeability:

- Wear plate Assembly

### Other Info:

- RA's interchange
- Cover-plate Assemblies do not interchange
- T series has a different Casing
- Exterior dimensions are equivalent
- Super T6 requires a different shaft
- Seal Assembly is different – ST-X6 utilizes the 1 7/8” seal
- ST-X6 requires different OB and IB Bearings
- ST-X6 utilizes the external shimless cover-plate adjustment and 2) 1/16” thick spacers on rotating assembly side
- Hydraulics are the same.

## ST8 and ST-X8

### Parts interchangeability:

- Wear plate Assembly
- IB Bearings
- OB Bearings
- Seal plate
- Impeller

### Other Info:

- RA's are interchangeable
- Cover-plate Assemblies are not interchangeable (tapered inlet nozzle, O-rings)
- ST-X8 RA offers vent chamber and bearing protection
- Both utilize a cartridge seal
- Exterior dimensions are equivalent
- Shaft is different (ST-X8 has more lip seals)
- Seal Assembly is different – ST-X6 utilizes the 1 7/8” seal
- ST-X8 utilizes the external shimless cover-plate adjustment and 2) 1/16” thick spacers on rotating assembly side
- Hydraulics are the same.

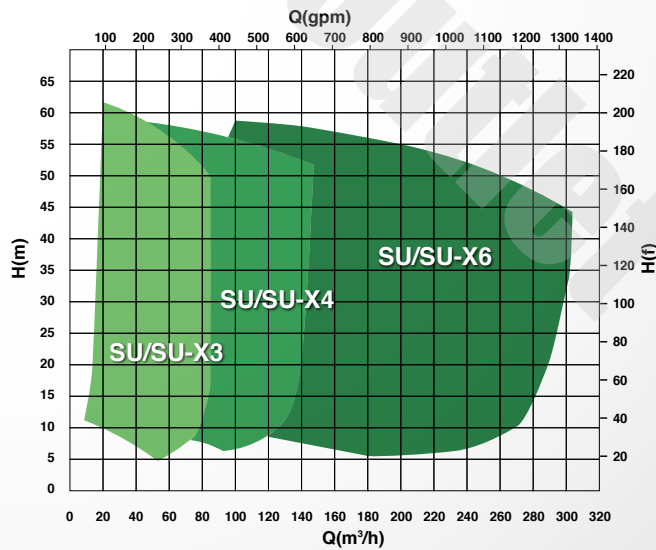
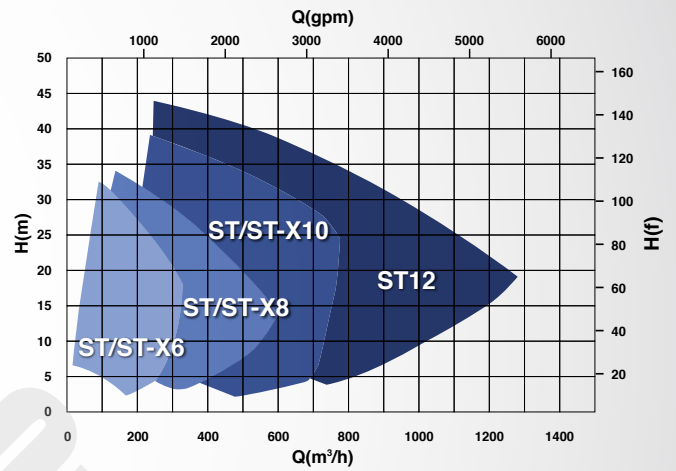
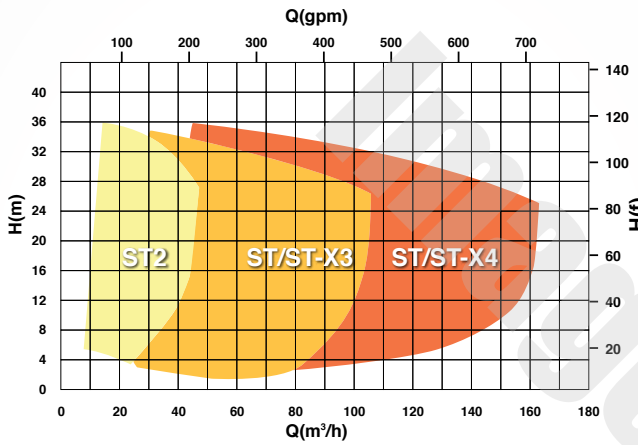
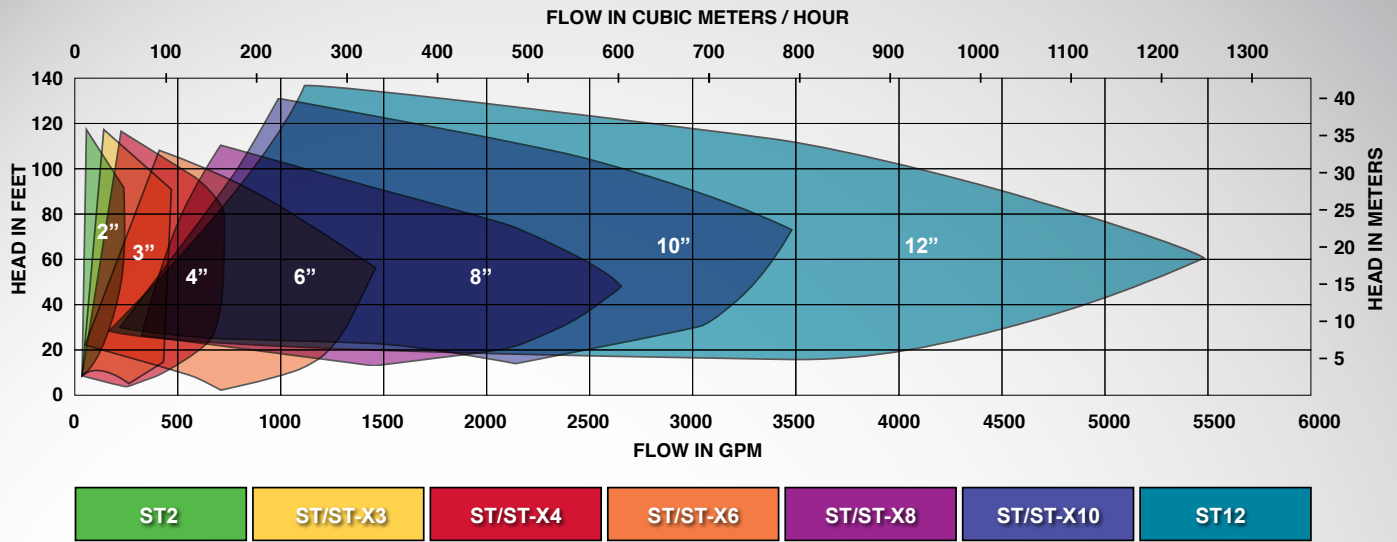
## ST10 and ST-X10

### Parts interchangeability:

- IB Bearings
- OB Bearings
- Seal
- Impeller

### Other Info:

- RA's interchange
- ST-X10 RA offers vent chamber and bearing protection
- Only ST-X10 utilizes a cartridge seal
- Exterior dimensions are equivalent
- Shaft is different
- Impeller to wear plate adjustments are the same on both pumps – adjust from RA side (no cover-plate adjustments)
- Hydraulics are the same.



## ST/ST-X & SU/SU-X Flow in GPM

PUMP SIZE	ST2"	ST/ST-X 3"	ST/ST-X 4"	ST/ST-X 6"	ST/ST-X 8"	ST/ST-X 10"	ST 12"
RPM RANGE	650 - 2900	650 - 2150	650 - 1950	650 - 1550	650 - 1350	650 - 1450	650 - 1450
MAX SOLIDS	1.75"	2.5"	3"	3"	3"	3"	3"



PUMP SIZE	SU/SU-X 3"	SU/SU-X 4"	SU/SU-X 6"
RPM RANGE	650 - 2900	650 - 2150	650 - 1950
MAX SOLIDS	1.75"	2.5"	3"

# ST/ST-X (2" - 10" Dimensions)



ST/ST-X	A	B	C	D	E	F	G	H	I	J	K	L	M	N	O	P	Q	R	S
2"	20.62	16.92	15.55	3.04	12.51	5.53	2.75	5.53	11.06	12.14	9.21	2.12	6.42	21.53	4.05	0.38	0.21	1.5	5.96
3"	27.50	22.25	21	4	17	7.75	2.75	7.75	15.5	17	11.6 / 11.56	3	9	28.57	4	0.38	0.21	1.5	7.5
4"	29.25	25.75	24.38	4.88	19.5	9	2.75	9	18	19.75	12.5	3.06	11	32	5	0.38	0.21	1.5	8.75
6"	35.31	29.88	28.25	5.87	22.38	10.38	2.75	10.38	20.75	22.75	16	3.06	11	35.5	5	0.38	0.21	1.5	10.13
8"	42.06	37.81	36	7.5	28.5	12.5	0	12.5	25	27.75	16.25	4	12	40.28	6.69	0.38	0.21	1.75	13
10"	41.25	41.25	N/A	N/A	25.19	12.5	0	12.5	25	27.75	28	4	12	48.71	4.81	0.38	0.21	1.75	14
12"	For ST-12 dimensions, please inquire with Mosherflo Pumps.																		

# SU/SU-X (3" - 6" Dimensions)



SU/SU-X	A	B	C	D	E	F	G	H	I	J	K	L	M	N	O	P	Q	R	S
3"	27	22.23	N/A	5.23	17	7.75	2.75	7.75	15.5	17	11.5	3	9	26.25	4.06	0.38	0.19	1.5	7.5
4"	29.68	26.25	24.87	4.87	20	9	2.75	9	18	20	12.31	3.81	11	29.59	4.97	0.38	0.19	1.5	8.75
6"	35.32	29.88	28.25	7.51	22.38	10.38	2.75	10.38	20.76	23	16	3.06	11	33.25	4.97	0.38	0.19	1.75	10.12

**Mosherflo Pumps also offers complete pump packages as both direct drive Belt-Driven to your specified RPM to meet your condition of service!**

- **Vertically-mounted/Overhead Bases**
- **Horizontally-mounted/Side-By-Side**
- **Direct Drive**
- **With or without Control Panels/VFD**

